

Signify Classified - Internal
Cooper Lighting Solutions Photometric Lab
1121 Highway 74 South
Peachtree City, GA 30269



Scaled data based on original data using
LM-79-08 Approved Method: Electrical and Photometric Measurements of Solid-
State Lighting Products

Test Report Prepared for
Cooper Lighting Solutions
(formerly Eaton)

Brand: STREETWORKS

Report Number: P867603

Luminaire Tested: **MEM2-HTN-SA-40-722-U-T3**

Issue Date: 08/21/2024



Test Information

Test Method: LM-79-08
Report Number: P867603
Test Lab: INNOVATION CENTER(G3)
Issue Date: 08/21/2024
Manufacturer: COOPER LIGHTING SOLUTIONS (FORMERLY EATON)
Product Line: STREETWORKS
Catalog Number: MEM2-HTN-SA-40-722-U-T3
Description: EPIC MODERN TALL HOUSING DISCRETE LED ARRAYS 40W 70CRI 2200K
FITXURE w/ TYPE III DISTRIBUTION OPTIC
Light Source: (10) 2200K CCT, 70 CRI LEDS
Ballast/Driver: ELECTRONIC DRIVER

Summary

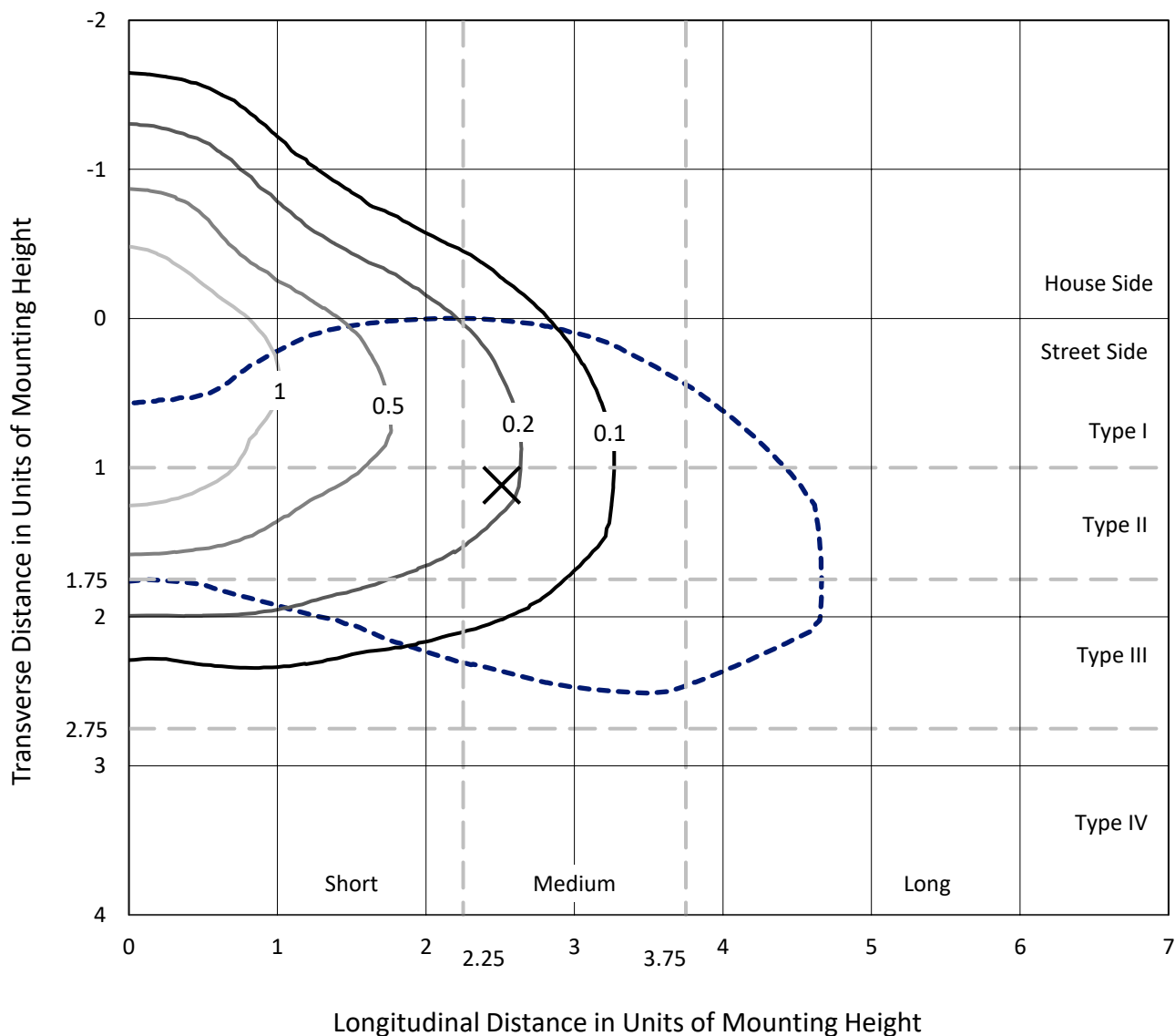
Lumens per Lamp: N/A
Luminaire Lumens: 4278.1 lumens
Efficiency: N/A
Efficacy: 130.4 lumens/watt
Luminous Opening: Rectangular (W 0.33' x L: 0.33' x H: 0')
IES Classification: Type III - Medium
BUG Rating: B1 - U0 - G1

Input Watts (W): 32.8
Input Voltage (V): 120
Input Current (A_{in}): NR
Voltage Rise (V): NR
Power Factor: 0.99
Total Harmonic Distortion (THDi): 9.76%
Frequency (hertz): 60
Stabilization Time: NR
Operation Time: NR
Ambient Temperature (°C): NR
Test Distance: 24 FT

REPORT NUMBER: P867603
 CATALOG NUMBER: MEM2-HTN-SA-40-722-U-T3

Iso-Footcandle Lines of Horizontal Illumination

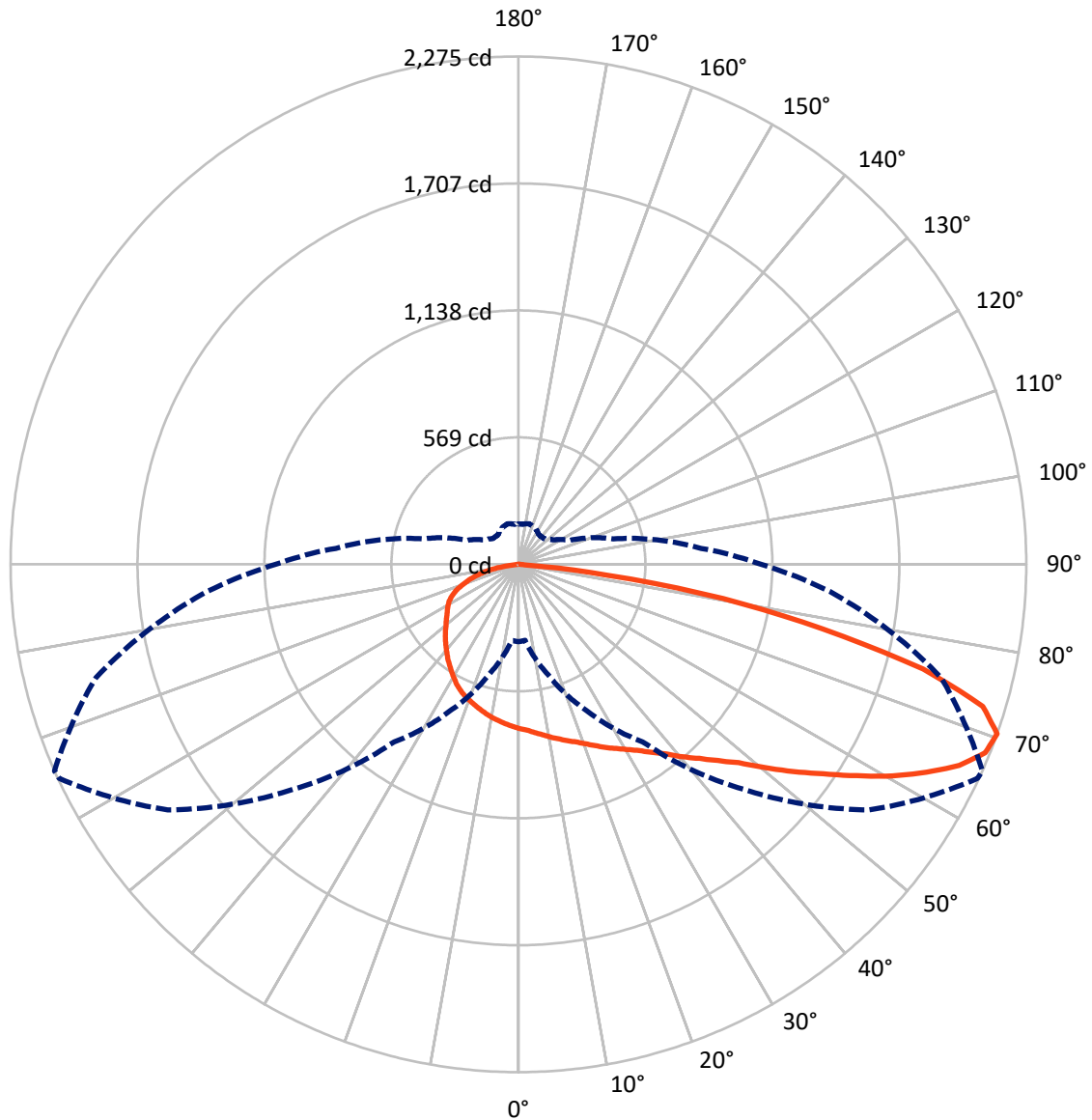
× Max cd
 - - - 1/2 Max cd



Based on 20 foot mounting height. Maximum calculated value = 2 fc
 Type III - Medium - N/A

REPORT NUMBER: P867603
CATALOG NUMBER: MEM2-HTN-SA-40-722-U-T3

Luminous Intensity Polar Plot



— Vertical Plane Through 66-Deg Lateral - - - Horizontal Cone Through 70-Deg Vertical

REPORT NUMBER: P867603
 CATALOG NUMBER: MEM2-HTN-SA-40-722-U-T3

FLUX DISTRIBUTION:

		Downward	Upward	Total
House Side	Lumens	1102.5	0.0	1102.5
	% Fixture	25.8	0.0	25.8
Street Side	Lumens	3175.6	0.0	3175.6
	% Fixture	74.2	0.0	74.2
Total	Lumens	4278.1	0.0	4278.1
	% Fixture	100.0	0.0	100.0

ZONAL LUMENS:

Zone	Lumens	% Fixture
0°-10°	70.4	1.6
10°-20°	209.8	4.9
20°-30°	352.4	8.2
30°-40°	530.9	12.4
40°-50°	720.8	16.8
50°-60°	856.6	20.0
60°-70°	874.2	20.4
70°-80°	584.7	13.7
80°-90°	78.2	1.8
90°-100°	0.0	0.0
100°-110°	0.0	0.0
110°-120°	0.0	0.0
120°-130°	0.0	0.0
130°-140°	0.0	0.0
140°-150°	0.0	0.0
150°-160°	0.0	0.0
160°-170°	0.0	0.0
170°-180°	0.0	0.0
0°-90°	4278.1	100.0
0°-180°	4278.1	100.0

Coefficient of Utilization



REPORT NUMBER: P867603

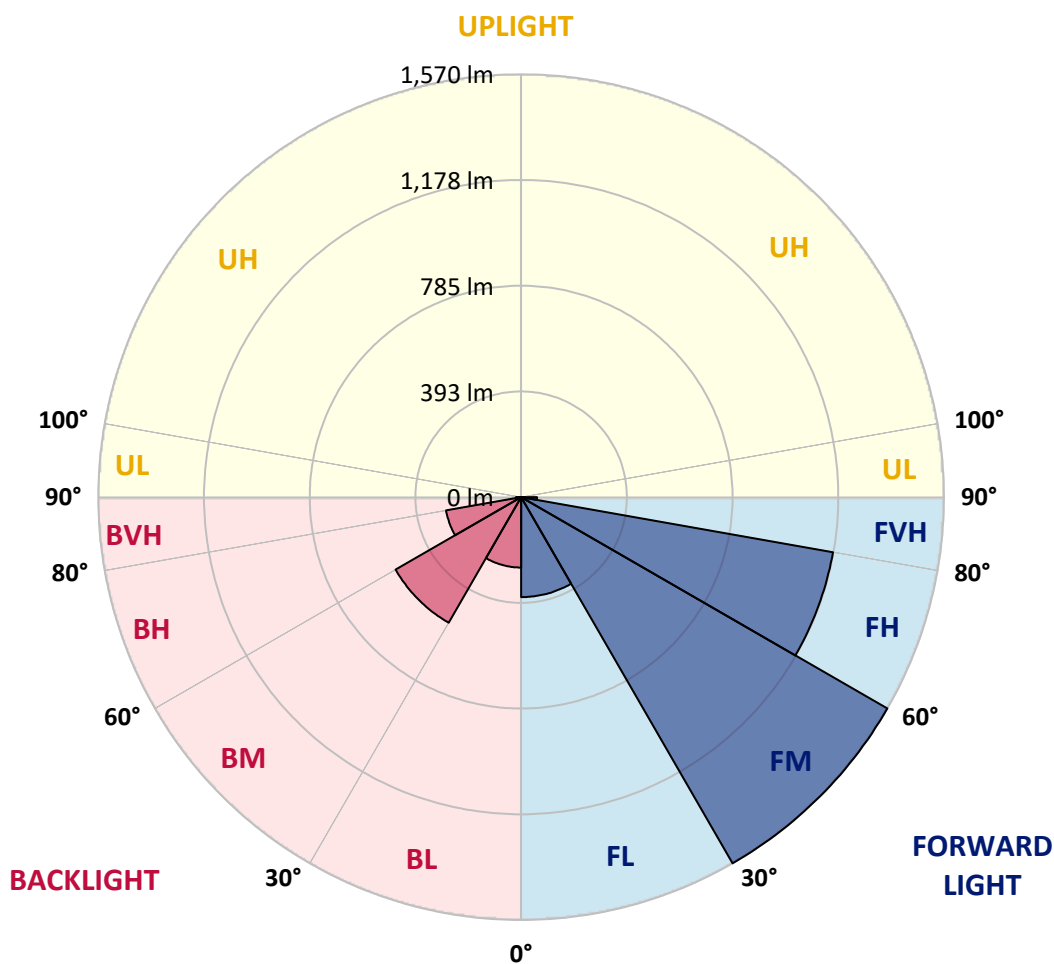
CATALOG NUMBER: MEM2-HTN-SA-40-722-U-T3

LUMINAIRE CLASSIFICATION SYSTEM LUMEN TABLE AND BUG RATING:

Zone		Lumens	% Fixture	Zone Rating/Lumen Limit		
				B	U	G
FL	(0°-30°)	371.3	8.7			
FM	(30°-60°)	1570.0	36.7			
FH	(60°-80°)	1175.8	27.5			G1/1800
FVH	(80°-90°)	58.6	1.4			G1/100
BL	(0°-30°)	261.4	6.1	B1/500		
BM	(30°-60°)	538.3	12.6	B1/1000		
BH	(60°-80°)	283.1	6.6	B1/500		G1/500
BVH	(80°-90°)	19.6	0.5			G1/100
UL	(90°-100°)	0.0	0.0		U0/0	
UH	(100°-180°)	0.0	0.0		U0/0	

BUG Rating: B1-U0-G1

Type III Medium





REPORT NUMBER: P867603

CATALOG NUMBER: MEM2-HTN-SA-40-722-U-T3

CANDELA DISTRIBUTION (FULL):

	0°	5°	15°	25°	35°	45°	55°	65°	66°	75°	85°
0°	736.1	736.1	736.1	736.1	736.1	736.1	736.1	736.1	736.1	736.1	736.1
2.5°	762.4	759.0	756.5	758.2	753.1	754.8	748.8	744.6	743.7	742.0	740.3
5°	786.2	786.2	782.0	782.0	776.0	775.2	766.7	757.3	757.3	751.4	744.6
7.5°	811.7	810.0	804.9	804.1	797.3	795.6	786.2	771.8	770.9	759.9	749.7
10°	829.6	830.4	827.0	827.0	821.9	817.7	804.1	788.8	787.1	772.6	756.5
12.5°	843.2	844.9	844.0	844.0	839.8	839.8	824.5	804.1	802.4	783.7	760.7
15°	857.6	856.8	859.3	860.2	858.5	855.9	844.9	821.1	820.2	795.6	766.7
17.5°	870.4	869.5	870.4	874.6	875.5	875.5	864.4	839.8	836.4	810.0	771.8
20°	878.0	879.7	883.1	888.2	890.8	897.6	888.2	861.9	858.5	825.3	782.8
22.5°	906.9	901.8	904.4	907.8	911.2	920.5	912.0	884.8	882.3	848.3	795.6
25°	956.2	956.2	950.3	944.3	940.1	944.3	937.5	911.2	909.5	868.7	810.0
27.5°	1042.1	1042.1	1029.3	1007.2	979.2	971.5	966.4	939.2	934.1	890.8	819.4
30°	1150.9	1154.3	1131.3	1093.9	1042.1	1008.1	995.3	965.6	963.0	912.9	833.8
32.5°	1267.3	1274.1	1257.1	1202.7	1117.7	1051.4	1031.0	1000.4	994.5	939.2	852.5
35°	1371.9	1378.7	1355.7	1304.7	1195.9	1114.3	1073.5	1038.7	1035.3	973.2	880.6
37.5°	1456.9	1458.6	1444.1	1382.1	1261.4	1167.0	1126.2	1084.6	1077.8	1014.0	910.3
40°	1547.0	1553.8	1539.3	1462.8	1320.9	1224.0	1178.9	1139.8	1133.9	1056.5	938.4
42.5°	1641.3	1640.5	1640.5	1532.5	1380.4	1271.6	1235.9	1192.5	1189.1	1099.9	969.0
45°	1699.1	1702.5	1693.2	1574.2	1467.9	1320.9	1291.1	1259.7	1253.7	1160.2	1008.9
47.5°	1713.5	1705.9	1663.4	1606.5	1566.5	1371.9	1360.8	1342.1	1328.5	1226.5	1058.2
50°	1694.0	1682.1	1657.5	1620.9	1603.1	1433.1	1431.4	1440.7	1431.4	1307.3	1115.2
52.5°	1620.9	1619.2	1615.0	1623.5	1594.6	1481.5	1511.3	1543.6	1541.9	1389.7	1174.7
55°	1467.1	1478.1	1529.1	1582.7	1562.3	1514.7	1600.5	1662.6	1655.8	1486.6	1235.9
57.5°	1309.8	1320.9	1386.3	1513.8	1530.8	1550.4	1700.8	1797.7	1786.6	1592.0	1292.0
60°	1173.0	1161.1	1226.5	1410.1	1486.6	1582.7	1800.2	1934.5	1925.2	1697.4	1349.8
62.5°	956.2	968.1	1072.7	1258.8	1424.6	1603.1	1881.8	2058.6	2052.7	1794.3	1396.5
65°	756.5	740.3	897.6	1099.9	1317.5	1596.3	1952.4	2175.1	2170.8	1889.5	1432.2
67.5°	514.2	503.2	710.6	941.8	1172.1	1541.9	1968.5	2253.3	2255.0	1945.6	1441.6
70°	346.8	341.7	510.8	724.2	970.7	1424.6	1918.4	2269.4	2275.4	1960.0	1399.9
72.5°	255.8	255.0	374.0	516.8	722.5	1202.7	1781.5	2164.0	2175.1	1858.0	1277.5
75°	201.4	204.0	266.9	367.2	481.9	889.9	1498.5	1855.5	1872.5	1604.8	1060.8
77.5°	164.9	164.9	187.0	263.5	322.1	552.5	1077.8	1358.3	1392.3	1238.4	816.8
80°	133.4	136.0	138.5	183.6	213.3	315.3	627.3	906.1	930.7	862.7	589.9
82.5°	73.1	78.2	75.6	95.2	107.1	146.2	249.0	366.3	403.7	359.5	267.7
85°	5.1	3.4	5.9	7.6	9.3	14.4	19.5	27.2	25.5	36.5	18.7
87.5°	0.8	0.8	0.8	1.7	1.7	2.5	3.4	3.4	3.4	3.4	3.4
90°	0.0	0.0	0.0	0.0	0.0	0.0	0.0	0.0	0.0	0.0	0.0



REPORT NUMBER: P867603

CATALOG NUMBER: MEM2-HTN-SA-40-722-U-T3

CANDELA DISTRIBUTION (continued):

	90°	95°	105°	115°	125°	135°	145°	155°	165°	175°	180°
0°	736.1	736.1	736.1	736.1	736.1	736.1	736.1	736.1	736.1	736.1	736.1
2.5°	739.5	735.2	728.4	726.7	724.2	720.8	717.4	712.3	710.6	712.3	714.0
5°	740.3	734.4	723.3	716.5	709.7	703.8	697.0	690.2	685.9	686.8	690.2
7.5°	742.9	734.4	717.4	706.3	695.3	685.9	674.9	667.2	662.1	663.0	665.5
10°	746.3	734.4	714.0	695.3	680.0	666.4	655.3	646.0	640.9	640.0	640.9
12.5°	747.1	733.5	706.3	683.4	664.7	646.8	634.9	626.4	621.3	618.8	620.5
15°	749.7	731.0	698.7	670.6	647.7	629.0	614.5	604.3	600.9	599.2	598.4
17.5°	753.1	730.1	691.9	657.9	630.7	609.4	596.7	586.5	582.2	580.5	582.2
20°	758.2	731.0	684.2	645.1	615.4	594.1	579.7	569.5	566.1	565.2	564.4
22.5°	765.0	732.7	678.3	633.2	598.4	577.1	562.7	555.9	553.3	554.2	554.2
25°	771.8	734.4	669.8	617.1	580.5	558.4	548.2	543.1	544.8	548.2	548.2
27.5°	777.7	733.5	657.9	600.1	559.3	538.9	531.2	532.1	536.3	542.3	543.1
30°	785.4	733.5	645.1	578.8	535.5	515.9	514.2	521.0	527.8	533.8	533.8
32.5°	797.3	738.6	634.9	557.6	510.8	495.5	503.2	512.5	520.2	526.1	527.8
35°	817.7	749.7	628.1	536.3	487.0	476.0	490.4	505.7	510.8	515.1	515.9
37.5°	837.2	759.9	619.6	515.9	462.4	458.1	477.7	493.8	494.7	497.2	497.2
40°	855.9	767.5	608.6	493.8	438.6	438.6	461.5	475.1	473.4	470.9	471.7
42.5°	876.3	771.8	595.8	473.4	419.0	419.0	437.7	449.6	448.8	452.2	454.7
45°	901.0	780.3	578.8	454.7	398.6	395.2	410.5	420.7	433.5	448.8	453.0
47.5°	935.0	792.2	565.2	434.3	381.6	369.7	375.7	396.9	411.4	424.1	425.8
50°	970.7	809.2	553.3	413.1	361.2	340.0	345.1	368.9	377.4	382.5	385.0
52.5°	1008.9	822.8	543.1	395.2	340.0	309.4	316.2	339.1	345.1	349.3	350.2
55°	1042.1	833.8	530.4	378.2	317.0	280.5	289.0	311.1	317.0	322.1	322.1
57.5°	1076.9	844.0	521.9	363.8	292.4	256.7	262.6	284.7	293.2	294.9	297.5
60°	1105.8	853.4	514.2	350.2	269.4	235.4	239.7	259.2	269.4	270.3	272.0
62.5°	1126.2	859.3	510.0	333.2	246.5	214.2	217.6	237.1	249.0	251.6	252.4
65°	1139.0	862.7	502.3	311.1	226.9	196.3	196.3	215.9	227.8	233.7	235.4
67.5°	1133.0	856.8	481.9	285.6	209.1	178.5	177.6	197.2	207.4	210.8	211.6
70°	1087.1	821.9	440.3	254.1	190.4	162.3	160.6	178.5	187.8	180.2	181.0
72.5°	993.6	742.9	383.3	222.7	170.8	147.0	145.3	160.6	161.5	161.5	160.6
75°	837.2	606.9	306.0	189.5	150.4	130.9	131.7	143.6	144.5	148.7	146.2
77.5°	641.7	449.6	238.8	151.3	127.5	116.4	120.7	124.9	130.9	136.8	130.9
80°	466.6	310.2	165.7	113.0	98.6	98.6	100.3	104.5	113.0	119.0	113.0
82.5°	199.7	136.8	76.5	56.1	48.4	47.6	48.4	48.4	59.5	61.2	53.5
85°	15.3	12.7	9.3	9.3	7.6	4.2	4.2	3.4	2.5	2.5	2.5
87.5°	3.4	2.5	2.5	2.5	1.7	1.7	1.7	1.7	1.7	1.7	1.7
90°	0.0	0.0	0.0	0.0	0.0	0.0	0.0	0.0	0.0	0.0	0.0

LM-79-2019: Approved Method: Electrical and Photometric Measurements of Solid-
State Lighting Products

Report Prepared for

Cooper Lighting Solutions

Streetworks

Report Number: SP1-2407-157-2

Test Date: 08/07/2024

Luminaire Tested: MEM2-HTN-SA-40-722-U-5WQ-2

Data in this report applies to families of products including MEM2-HTN-SA-40-722-U-5WQ-2

Test Information

Test Method: LM-79-2019
 Report Number: SP1-2407-157-2
 Test Lab: COOPER LIGHTING SOLUTIONS
 Photometer: SP1 - 76IN SPHERE
 Measurement Geometry: 4π
 Issue Date: 08/20/2024
 Manufacturer: COOPER LIGHTING SOLUTIONS
 Product Line: Streetworks
 Catalog Number: **MEM2-HTN-SA-40-722-U-5WQ-2**
 Description: Epic Modern Light Square 40W 5WQ Optic and Flare Trim

Spectral Parameters

CCT (K): 2253
 CIE u': 0.2868
 CIE v': 0.5332
 Duv: -0.0014
 CIE x: 0.4974
 CIE y: 0.4110
 CIE z: 0.0915
 Peak Wavelength (nm): 603
 Dominant Wavelength (nm): 587
 Purity: 72.69432
 Rf: 76.9
 Rg: 92.7

CRI (Ra):	70.6		
R1:	68.4	R9:	-36.0
R2:	88.7	R10:	78.2
R3:	85.4	R11:	61.0
R4:	63.5	R12:	74.2
R5:	69.0	R13:	72.8
R6:	88.9	R14:	92.2
R7:	68.5	R15:	58.0
R8:	32.0		



Test Conditions

Stabilization Time: 29M
 Operation Time: 1H 29M
 Sphere Temperature (°C): 24.1

REPORT NUMBER: SP1-2407-157-2

Measurement and Test Equipment			
Instrument	Identification Number	Calibration Date	Calibration Due Date
Photometer	IN0058	6/18/2024	12/18/2024
Power Meter	INXT2011004	2/8/2024	2/8/2025
AC Power Source	IN0063	10/24/2023	10/24/2024
DC Power Source	IN0208	10/24/2023	10/24/2024
Sphere Thermometer	IN0085	10/24/2023	10/24/2024
Room Thermometer	IN0046	10/24/2023	10/24/2024

REPORT NUMBER: SP1-2407-157-2

CIE 1931 Chromaticity Diagram



CIE 1931 Chromaticity Diagram with 2017 ANSI 7-Step and 4-Step Quadrangles



Point lies inside the ANSI 2200K 4-step quadrangle

REPORT NUMBER: SP1-2407-157-2

Photopic Flux vs. Wavelength



Photopic Lumens: NR

λ (nm)	Power W [^] /nm	Lumens (φ/nm)	λ (nm)	Power W [^] /nm	Lumens (φ/nm)	λ (nm)	Power W [^] /nm	Lumens (φ/nm)	λ (nm)	Power W [^] /nm	Lumens (φ/nm)	λ (nm)	Power W [^] /nm	Lumens (φ/nm)
360	0	NR	490	117	NR	620	896	NR	750	20	NR	880	0	NR
365	0	NR	495	137	NR	625	838	NR	755	17	NR	885	0	NR
370	0	NR	500	160	NR	630	774	NR	760	14	NR	890	0	NR
375	0	NR	505	183	NR	635	704	NR	765	12	NR	895	0	NR
380	0	NR	510	202	NR	640	635	NR	770	10	NR	900	0	NR
385	0	NR	515	219	NR	645	565	NR	775	9	NR	905	0	NR
390	0	NR	520	235	NR	650	501	NR	780	7	NR	910	0	NR
395	0	NR	525	249	NR	655	440	NR	785	6	NR	915	0	NR
400	0	NR	530	263	NR	660	383	NR	790	5	NR	920	0	NR
405	0	NR	535	281	NR	665	332	NR	795	5	NR	925	0	NR
410	1	NR	540	302	NR	670	286	NR	800	4	NR	930	0	NR
415	3	NR	545	331	NR	675	245	NR	805	3	NR	935	0	NR
420	6	NR	550	366	NR	680	210	NR	810	3	NR	940	0	NR
425	12	NR	555	411	NR	685	178	NR	815	3	NR	945	0	NR
430	21	NR	560	469	NR	690	152	NR	820	2	NR	950	0	NR
435	38	NR	565	536	NR	695	129	NR	825	2	NR	955	0	NR
440	66	NR	570	614	NR	700	109	NR	830	2	NR	960	0	NR
445	122	NR	575	701	NR	705	92	NR	835	1	NR	965	0	NR
450	215	NR	580	785	NR	710	77	NR	840	1	NR	970	0	NR
455	236	NR	585	863	NR	715	66	NR	845	1	NR	975	0	NR
460	170	NR	590	928	NR	720	55	NR	850	1	NR	980	0	NR
465	148	NR	595	971	NR	725	47	NR	855	1	NR	985	0	NR
470	132	NR	600	994	NR	730	40	NR	860	1	NR	990	0	NR
475	104	NR	605	996	NR	735	33	NR	865	1	NR	995	0	NR
480	97	NR	610	979	NR	740	28	NR	870	1	NR	1000	0	NR
485	105	NR	615	943	NR	745	24	NR	875	0	NR			

REPORT NUMBER: SP1-2407-157-2

Scotopic Flux vs. Wavelength



Scotopic Lumens: NR

S/P: 0.96

λ (nm)	Power W [^] /nm	Lumens (φ/nm)	λ (nm)	Power W [^] /nm	Lumens (φ/nm)	λ (nm)	Power W [^] /nm	Lumens (φ/nm)	λ (nm)	Power W [^] /nm	Lumens (φ/nm)	λ (nm)	Power W [^] /nm	Lumens (φ/nm)
360	0	NR	490	117	NR	620	896	NR	750	20	NR	880	0	NR
365	0	NR	495	137	NR	625	838	NR	755	17	NR	885	0	NR
370	0	NR	500	160	NR	630	774	NR	760	14	NR	890	0	NR
375	0	NR	505	183	NR	635	704	NR	765	12	NR	895	0	NR
380	0	NR	510	202	NR	640	635	NR	770	10	NR	900	0	NR
385	0	NR	515	219	NR	645	565	NR	775	9	NR	905	0	NR
390	0	NR	520	235	NR	650	501	NR	780	7	NR	910	0	NR
395	0	NR	525	249	NR	655	440	NR	785	6	NR	915	0	NR
400	0	NR	530	263	NR	660	383	NR	790	5	NR	920	0	NR
405	0	NR	535	281	NR	665	332	NR	795	5	NR	925	0	NR
410	1	NR	540	302	NR	670	286	NR	800	4	NR	930	0	NR
415	3	NR	545	331	NR	675	245	NR	805	3	NR	935	0	NR
420	6	NR	550	366	NR	680	210	NR	810	3	NR	940	0	NR
425	12	NR	555	411	NR	685	178	NR	815	3	NR	945	0	NR
430	21	NR	560	469	NR	690	152	NR	820	2	NR	950	0	NR
435	38	NR	565	536	NR	695	129	NR	825	2	NR	955	0	NR
440	66	NR	570	614	NR	700	109	NR	830	2	NR	960	0	NR
445	122	NR	575	701	NR	705	92	NR	835	1	NR	965	0	NR
450	215	NR	580	785	NR	710	77	NR	840	1	NR	970	0	NR
455	236	NR	585	863	NR	715	66	NR	845	1	NR	975	0	NR
460	170	NR	590	928	NR	720	55	NR	850	1	NR	980	0	NR
465	148	NR	595	971	NR	725	47	NR	855	1	NR	985	0	NR
470	132	NR	600	994	NR	730	40	NR	860	1	NR	990	0	NR
475	104	NR	605	996	NR	735	33	NR	865	1	NR	995	0	NR
480	97	NR	610	979	NR	740	28	NR	870	1	NR	1000	0	NR
485	105	NR	615	943	NR	745	24	NR	875	0	NR			

REPORT NUMBER: SP1-2407-157-2

Melanopic Flux vs. Wavelength



Melanopic Lumens: NR

M/P: 1.71

λ (nm)	Power W ² /nm	Lumens (φ/nm)	λ (nm)	Power W ² /nm	Lumens (φ/nm)	λ (nm)	Power W ² /nm	Lumens (φ/nm)	λ (nm)	Power W ² /nm	Lumens (φ/nm)	λ (nm)	Power W ² /nm	Lumens (φ/nm)
360	0	NR	490	117	NR	620	896	NR	750	20	NR	880	0	NR
365	0	NR	495	137	NR	625	838	NR	755	17	NR	885	0	NR
370	0	NR	500	160	NR	630	774	NR	760	14	NR	890	0	NR
375	0	NR	505	183	NR	635	704	NR	765	12	NR	895	0	NR
380	0	NR	510	202	NR	640	635	NR	770	10	NR	900	0	NR
385	0	NR	515	219	NR	645	565	NR	775	9	NR	905	0	NR
390	0	NR	520	235	NR	650	501	NR	780	7	NR	910	0	NR
395	0	NR	525	249	NR	655	440	NR	785	6	NR	915	0	NR
400	0	NR	530	263	NR	660	383	NR	790	5	NR	920	0	NR
405	0	NR	535	281	NR	665	332	NR	795	5	NR	925	0	NR
410	1	NR	540	302	NR	670	286	NR	800	4	NR	930	0	NR
415	3	NR	545	331	NR	675	245	NR	805	3	NR	935	0	NR
420	6	NR	550	366	NR	680	210	NR	810	3	NR	940	0	NR
425	12	NR	555	411	NR	685	178	NR	815	3	NR	945	0	NR
430	21	NR	560	469	NR	690	152	NR	820	2	NR	950	0	NR
435	38	NR	565	536	NR	695	129	NR	825	2	NR	955	0	NR
440	66	NR	570	614	NR	700	109	NR	830	2	NR	960	0	NR
445	122	NR	575	701	NR	705	92	NR	835	1	NR	965	0	NR
450	215	NR	580	785	NR	710	77	NR	840	1	NR	970	0	NR
455	236	NR	585	863	NR	715	66	NR	845	1	NR	975	0	NR
460	170	NR	590	928	NR	720	55	NR	850	1	NR	980	0	NR
465	148	NR	595	971	NR	725	47	NR	855	1	NR	985	0	NR
470	132	NR	600	994	NR	730	40	NR	860	1	NR	990	0	NR
475	104	NR	605	996	NR	735	33	NR	865	1	NR	995	0	NR
480	97	NR	610	979	NR	740	28	NR	870	1	NR	1000	0	NR
485	105	NR	615	943	NR	745	24	NR	875	0	NR			

Summary

$R_f = 76.9$
 $R_g = 92.7$
 $CIE R_a = 70.6$
 $R_g = -36.0$



Color Vector Graphics



Individual Sample Fidelity Index ($R_{f,i}$)

CES01 = 87	CES26 = 76	CES51 = 88	CES76 = 78
CES02 = 65	CES27 = 94	CES52 = 85	CES77 = 75
CES03 = 32	CES28 = 93	CES53 = 80	CES78 = 79
CES04 = 72	CES29 = 81	CES54 = 86	CES79 = 82
CES05 = 51	CES30 = 91	CES55 = 83	CES80 = 81
CES06 = 52	CES31 = 83	CES56 = 77	CES81 = 51
CES07 = 44	CES32 = 75	CES57 = 75	CES82 = 92
CES08 = 42	CES33 = 88	CES58 = 76	CES83 = 88
CES09 = 29	CES34 = 88	CES59 = 84	CES84 = 90
CES10 = 79	CES35 = 94	CES60 = 91	CES85 = 65
CES11 = 62	CES36 = 90	CES61 = 82	CES86 = 48
CES12 = 68	CES37 = 97	CES62 = 91	CES87 = 76
CES13 = 45	CES38 = 98	CES63 = 86	CES88 = 78
CES14 = 75	CES39 = 97	CES64 = 70	CES89 = 61
CES15 = 72	CES40 = 94	CES65 = 71	CES90 = 80
CES16 = 48	CES41 = 95	CES66 = 71	CES91 = 80
CES17 = 51	CES42 = 89	CES67 = 70	CES92 = 51
CES18 = 57	CES43 = 80	CES68 = 74	CES93 = 68
CES19 = 74	CES44 = 99	CES69 = 84	CES94 = 44
CES20 = 68	CES45 = 83	CES70 = 72	CES95 = 66
CES21 = 88	CES46 = 81	CES71 = 75	CES96 = 75
CES22 = 81	CES47 = 88	CES72 = 89	CES97 = 76
CES23 = 92	CES48 = 73	CES73 = 68	CES98 = 72
CES24 = 92	CES49 = 82	CES74 = 85	CES99 = 63
CES25 = 73	CES50 = 87	CES75 = 80	



Color Rendition by Hue-Angle Bin



Measure Comparisons



(END OF REPORT)